

Scaled data based on original data using
LM-79-08 Approved Method: Electrical and Photometric Measurements of Solid-
State Lighting Products

Test Report Prepared for
Cooper Lighting Solutions
(formerly Eaton)

Brand: McGRAW-EDISON

Report Number: P386442

Luminaire Tested: **GWC-SA2A-760-U-SL3-HSS**

Issue Date: 3/3/2020

Test Information

Test Method: LM-79-08
Report Number: P386442
TEST IS SCALED FROM IESNA LM-79-08 TEST DATA (G2-1903-205-23)
Test Lab: INNOVATION CENTER
Issue Date: 3/3/2020
Manufacturer: COOPER LIGHTING SOLUTIONS (FORMERLY EATON)
Product Line: MCGRAW-EDISON
Catalog Number: GWC-SA2A-760-U-SL3-HSS
Description: GALLEON WALL LUMINAIRE
(2) 70 CRI, 5700K, 615mA LIGHTSQUARES WITH 16 LEDS EACH AND TYPE III
SPILL LIGHT ELIMINATOR OPTICS WITH HOUSE SIDE SHIELD
Light Source: -
Ballast/Driver: ELECTRONIC DRIVER

Summary

Lumens per Lamp: N/A
Luminaire Lumens: 8309 lumens
Efficiency: N/A
Efficacy: 125.9 lumens/watt
Luminous Opening: Rectangular (W 1' x L: 0.5' x H: 0')
IES Classification: Type III - Medium
BUG Rating: B1 - U0 - G2

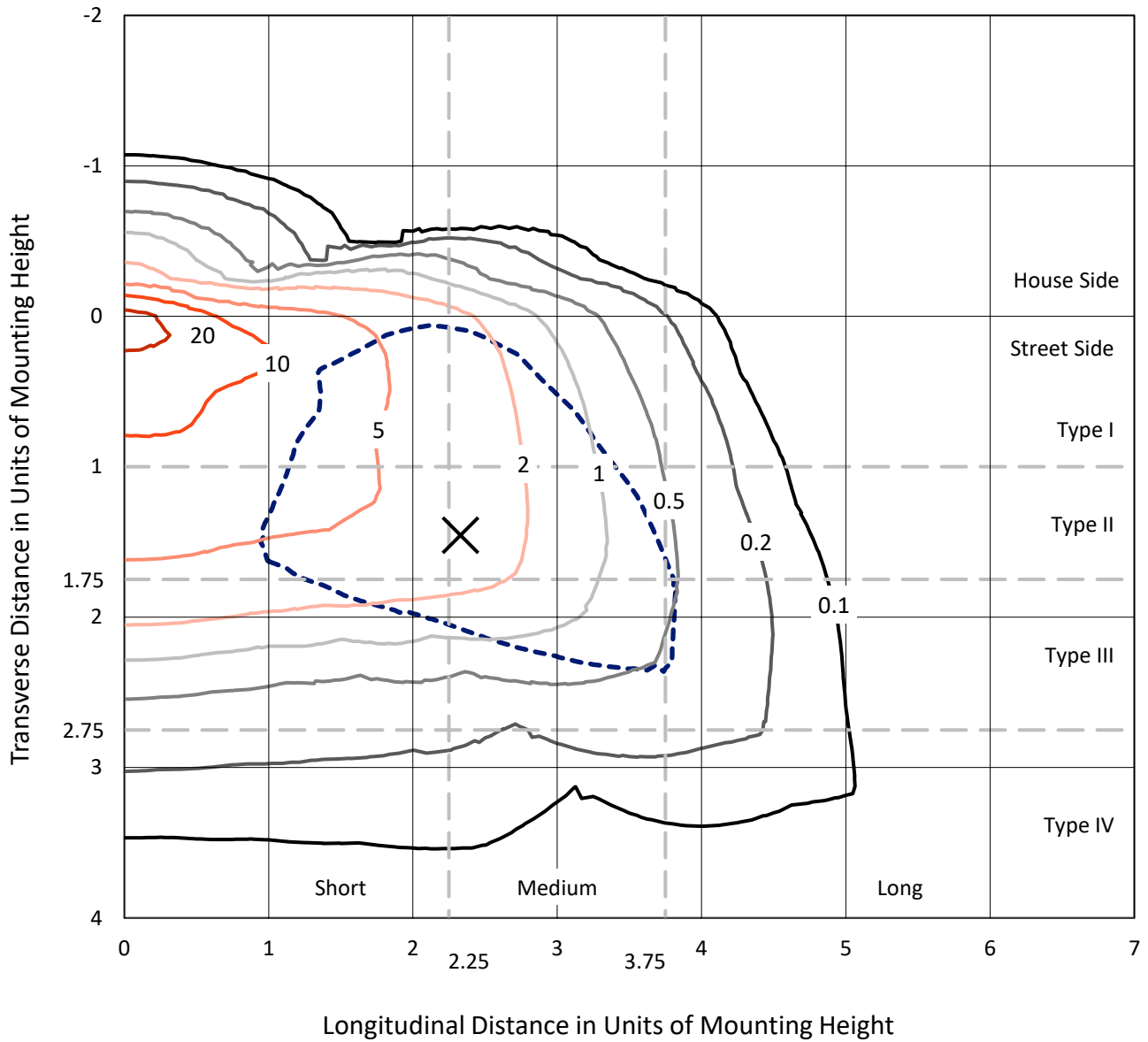
Input Watts (W): 66
Input Voltage (V): NR
Input Current (Ain): NR
Voltage Rise (V): NR
Power Factor: NR
Total Harmonic Distortion (THDi): NR
Frequency (hertz): 60
Stabilization Time: NR
Operation Time: NR
Ambient Temperature (°C): NR
Test Distance: 24 FT



REPORT NUMBER: P386442
 CATALOG NUMBER: GWC-SA2A-760-U-SL3-HSS

Iso-Footcandle Lines of Horizontal Illumination

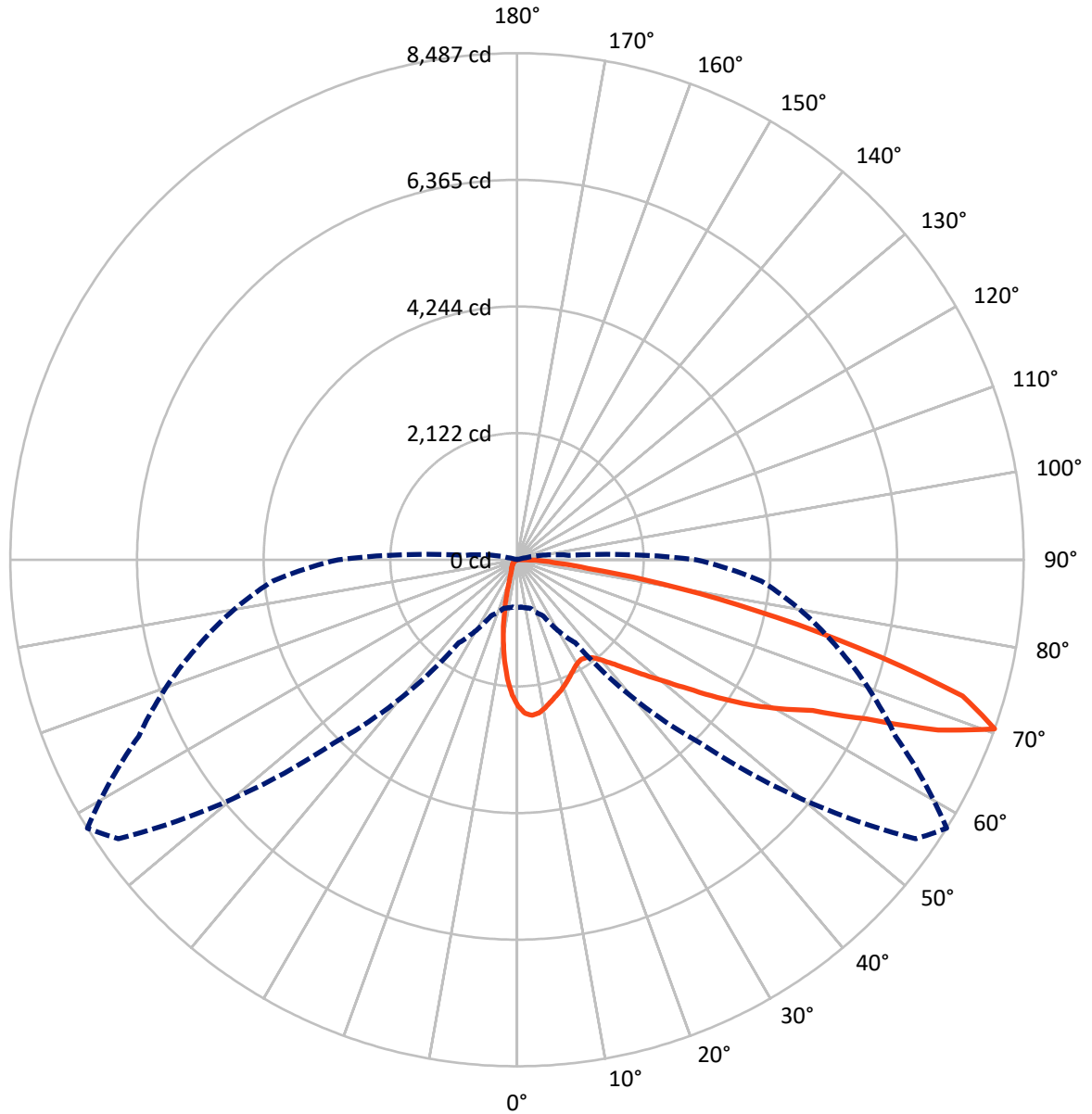
✕ Max cd
 - - - 1/2 Max cd



Based on 10 foot mounting height. Maximum calculated value = 24.9 fc
 Type III - Medium - N/A

REPORT NUMBER: P386442
CATALOG NUMBER: GWC-SA2A-760-U-SL3-HSS

Luminous Intensity Polar Plot



— Vertical Plane Through 58-Deg Lateral - - - Horizontal Cone Through 70-Deg Vertical

REPORT NUMBER: P386442

CATALOG NUMBER: GWC-SA2A-760-U-SL3-HSS

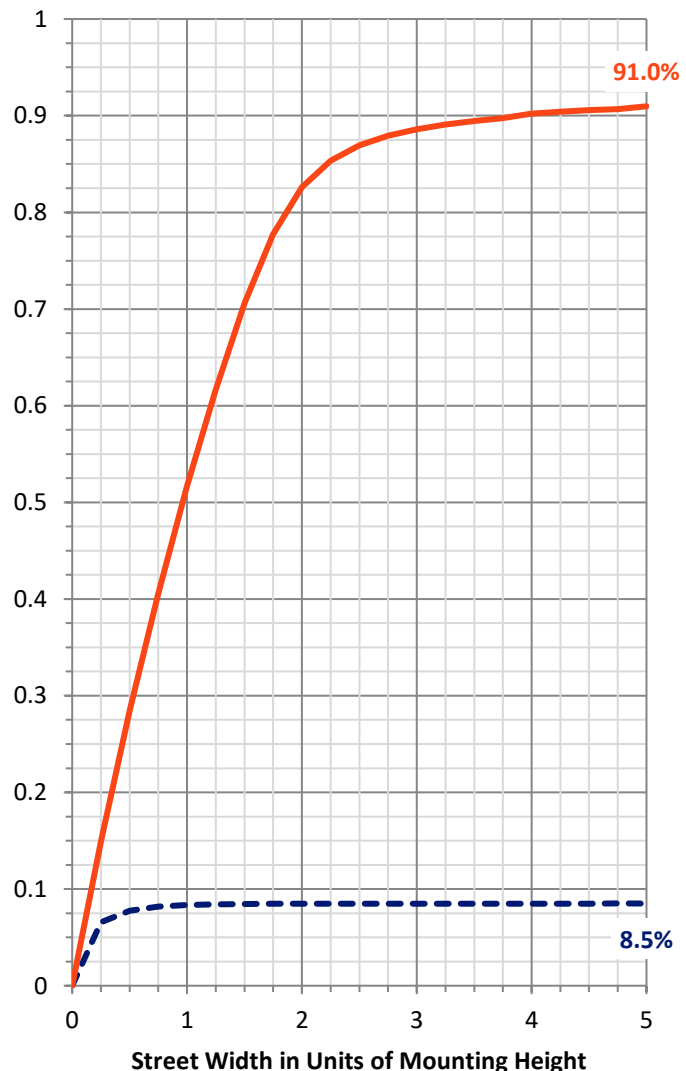
FLUX DISTRIBUTION:

		Downward	Upward	Total
House Side	Lumens	711.1	0.0	711.1
	% Fixture	8.6	0.0	8.6
Street Side	Lumens	7597.9	0.0	7597.9
	% Fixture	91.4	0.0	91.4
Total	Lumens	8309.0	0.0	8309.0
	% Fixture	100.0	0.0	100.0

Coefficient of Utilization

ZONAL LUMENS:

Zone	Lumens	% Fixture
0°-10°	200.7	2.4
10°-20°	421.2	5.1
20°-30°	553.8	6.7
30°-40°	733.4	8.8
40°-50°	1096.3	13.2
50°-60°	1756.2	21.1
60°-70°	2213.6	26.6
70°-80°	1194.0	14.4
80°-90°	139.8	1.7
90°-100°	0.0	0.0
100°-110°	0.0	0.0
110°-120°	0.0	0.0
120°-130°	0.0	0.0
130°-140°	0.0	0.0
140°-150°	0.0	0.0
150°-160°	0.0	0.0
160°-170°	0.0	0.0
170°-180°	0.0	0.0
0°-90°	8309.0	100.0
0°-180°	8309.0	100.0



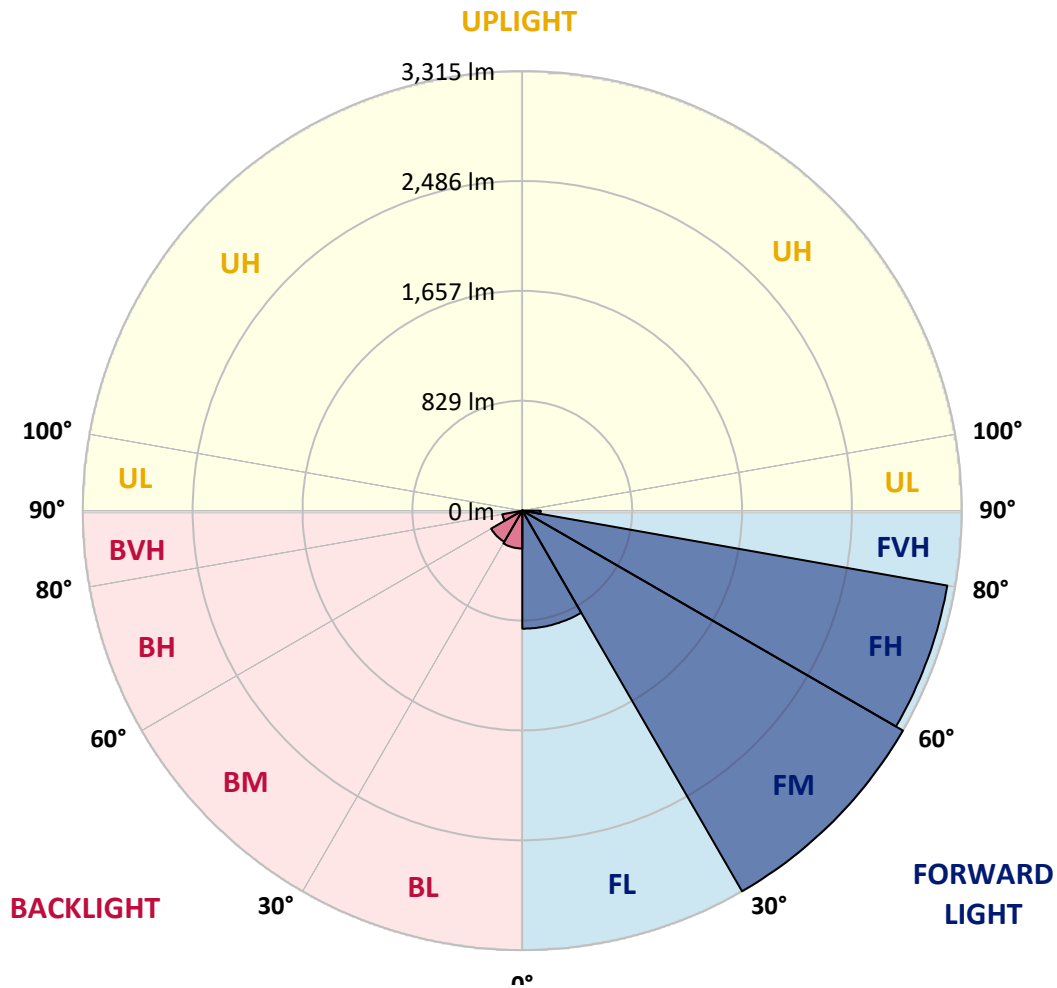
REPORT NUMBER: P386442

CATALOG NUMBER: GWC-SA2A-760-U-SL3-HSS

LUMINAIRE CLASSIFICATION SYSTEM LUMEN TABLE AND BUG RATING:

Zone	Lumens	% Fixture	Zone Rating/Lumen Limit		
			B	U	G
FL (0°-30°)	890.1	10.7			
FM (30°-60°)	3314.6	39.9			
FH (60°-80°)	3254.7	39.2			G2/5000
FVH (80°-90°)	138.6	1.7			G2/225
BL (0°-30°)	285.7	3.4	B1/500		
BM (30°-60°)	271.3	3.3	B1/1000		
BH (60°-80°)	152.9	1.8	B1/500		G1/500
BVH (80°-90°)	1.2	0.0			G0/10
UL (90°-100°)	0.0	0.0		U0/0	
UH (100°-180°)	0.0	0.0		U0/0	

BUG Rating: B1-U0-G2
 Type III Medium





REPORT NUMBER: P386442

CATALOG NUMBER: GWC-SA2A-760-U-SL3-HSS

CANDELA DISTRIBUTION (FULL):

	0°	5°	15°	25°	35°	45°	55°	58°	65°	75°	85°
0°	2454.4	2454.4	2454.4	2454.4	2454.4	2454.4	2454.4	2454.4	2454.4	2454.4	2454.4
2.5°	2657.9	2651.4	2649.0	2644.8	2628.9	2613.4	2582.6	2574.0	2554.6	2508.7	2460.0
5°	2660.0	2659.7	2666.9	2665.2	2659.7	2652.4	2630.3	2618.9	2586.1	2520.4	2431.3
7.5°	2531.8	2538.4	2554.6	2567.8	2583.0	2602.7	2605.4	2594.4	2567.4	2496.6	2378.4
10°	2359.8	2370.1	2392.9	2418.9	2458.6	2498.0	2533.2	2531.8	2522.5	2452.7	2314.9
12.5°	2187.4	2199.5	2225.7	2264.1	2320.4	2384.6	2447.5	2456.2	2471.7	2413.3	2256.1
15°	2036.4	2046.7	2072.7	2119.6	2189.4	2275.8	2368.1	2384.0	2424.0	2382.6	2207.1
17.5°	1908.2	1914.8	1933.8	1985.9	2066.8	2171.5	2291.4	2322.5	2382.2	2358.4	2164.6
20°	1818.7	1819.8	1832.2	1868.8	1949.7	2066.8	2211.9	2256.5	2338.0	2337.7	2120.7
22.5°	1774.5	1771.0	1773.5	1794.5	1854.0	1966.9	2132.4	2185.3	2298.3	2320.0	2076.1
25°	1766.2	1763.4	1756.5	1759.3	1795.2	1879.5	2052.3	2113.4	2263.4	2309.3	2037.4
27.5°	1792.1	1794.9	1783.1	1770.7	1773.5	1822.9	1981.1	2051.9	2235.0	2309.3	2010.1
30°	1844.3	1845.7	1837.0	1820.8	1799.0	1807.0	1931.7	2002.5	2220.9	2325.2	1992.8
32.5°	1902.0	1909.6	1908.5	1895.4	1864.3	1832.2	1919.9	1984.6	2219.8	2360.5	1991.1
35°	1973.5	1982.1	1996.7	1993.9	1961.4	1908.5	1960.0	2010.8	2240.2	2418.5	2009.8
37.5°	2049.5	2062.6	2093.7	2108.6	2087.5	2027.7	2049.9	2086.1	2294.8	2512.5	2057.1
40°	2123.1	2138.0	2194.6	2253.0	2237.1	2175.6	2186.0	2215.0	2391.9	2647.6	2146.9
42.5°	2195.3	2217.4	2300.7	2396.7	2415.7	2366.7	2372.2	2395.4	2536.0	2833.5	2293.8
45°	2281.7	2306.6	2429.9	2548.4	2599.2	2577.8	2601.3	2616.5	2724.3	3079.1	2491.8
47.5°	2408.5	2437.2	2588.5	2723.6	2812.7	2826.5	2873.9	2883.9	2962.3	3365.2	2749.8
50°	2655.9	2663.8	2800.6	2923.3	3051.8	3134.7	3188.6	3196.2	3250.5	3677.9	3072.2
52.5°	2967.2	2972.3	3049.7	3132.0	3278.1	3447.4	3573.5	3584.2	3595.6	3982.6	3390.4
55°	3276.4	3275.7	3326.8	3375.2	3542.4	3788.4	4062.1	4068.6	3986.7	4271.8	3633.6
57.5°	3469.5	3488.2	3565.9	3628.1	3861.7	4177.1	4556.8	4581.0	4397.5	4486.0	3874.1
60°	3408.0	3417.0	3589.4	3819.5	4259.3	4729.6	5057.4	5063.7	4706.4	4699.9	4178.1
62.5°	2903.6	2908.4	3179.3	3653.7	4460.8	5446.1	5661.4	5560.1	5061.6	4996.6	4542.0
65°	1990.1	2021.5	2247.8	2834.1	4090.7	5895.6	6596.3	6428.7	5603.0	5424.4	4870.9
67.5°	1171.9	1165.4	1277.3	1709.2	3004.5	5597.1	7779.0	7612.4	6341.3	5710.8	4774.5
70°	800.5	796.0	838.9	1034.8	1696.1	4341.9	8151.1	8487.2	6993.3	5518.0	4109.0
72.5°	571.5	573.9	637.1	804.0	1064.8	2529.8	7009.5	7805.2	6789.1	4810.4	3123.3
75°	388.0	394.6	485.1	659.6	933.5	1287.0	4974.2	5933.3	5528.4	3496.1	1795.2
77.5°	208.7	215.9	322.7	531.4	844.1	894.2	3199.7	4083.5	3472.6	1571.7	520.3
80°	87.1	91.2	151.0	386.3	729.4	785.3	1882.6	2476.2	1479.8	309.9	116.1
82.5°	37.7	39.7	62.9	230.4	545.2	663.0	996.8	1191.3	448.5	68.1	58.4
85°	7.3	7.6	25.9	122.0	347.9	374.2	646.1	633.3	201.4	29.4	42.5
87.5°	0.0	0.0	6.2	38.4	102.3	203.8	394.2	389.4	68.4	14.2	15.9
90°	0.0	0.0	0.0	0.0	0.0	0.0	0.0	0.0	0.0	0.0	0.0



REPORT NUMBER: P386442
 CATALOG NUMBER: GWC-SA2A-760-U-SL3-HSS

CANDELA DISTRIBUTION (continued):

	90°	95°	105°	115°	125°	135°	145°	155°	165°	175°	180°
0°	2454.4	2454.4	2454.4	2454.4	2454.4	2454.4	2454.4	2454.4	2454.4	2454.4	2454.4
2.5°	2435.1	2411.3	2361.2	2299.3	2252.0	2199.8	2158.3	2105.8	2083.0	2084.1	2071.6
5°	2380.5	2331.4	2220.5	2080.6	1972.8	1861.6	1765.9	1670.5	1614.2	1595.9	1578.6
7.5°	2302.4	2224.7	2047.8	1832.2	1649.8	1471.5	1316.4	1179.9	1093.5	1051.4	1035.8
10°	2214.3	2105.1	1849.1	1565.1	1304.6	1063.5	862.4	687.5	617.8	570.4	558.3
12.5°	2136.9	1989.0	1654.9	1291.1	981.9	691.0	499.2	390.4	343.1	324.4	321.3
15°	2064.0	1880.6	1468.0	1043.1	679.9	425.3	317.5	280.5	269.5	266.4	266.4
17.5°	1995.3	1777.3	1285.3	798.8	449.8	298.2	262.9	254.6	251.2	250.8	251.2
20°	1923.4	1674.0	1105.6	585.3	314.1	252.6	242.9	238.4	237.4	237.4	237.4
22.5°	1854.6	1570.6	930.8	418.1	251.9	230.4	225.6	222.5	221.5	221.1	220.4
25°	1788.7	1472.5	760.1	295.4	221.1	211.1	207.0	202.8	199.7	198.0	196.9
27.5°	1734.4	1385.1	601.2	237.0	199.7	191.1	185.9	179.7	172.1	168.6	167.2
30°	1691.2	1305.3	463.3	200.0	179.7	171.0	163.1	152.4	141.3	135.4	135.1
32.5°	1657.4	1226.9	351.7	176.9	161.7	151.0	139.6	126.1	113.3	106.8	106.4
35°	1640.8	1157.8	268.8	160.0	145.8	132.3	118.2	103.3	90.9	84.6	84.0
37.5°	1651.8	1099.4	209.7	145.8	132.3	116.8	100.2	84.6	73.6	68.1	67.7
40°	1692.3	1062.1	170.3	133.7	120.9	101.9	84.0	69.4	60.1	55.6	55.3
42.5°	1778.3	1048.3	145.5	123.7	109.9	88.1	69.8	57.4	48.7	45.6	44.9
45°	1922.0	1068.6	128.5	114.0	98.5	75.0	57.7	47.0	39.4	37.0	36.6
47.5°	2113.4	1122.2	116.4	104.7	88.1	63.2	48.0	38.0	32.1	29.7	29.4
50°	2360.1	1207.2	106.4	95.4	78.4	53.6	39.7	30.1	24.9	23.1	23.1
52.5°	2628.6	1308.4	97.4	86.7	68.8	44.6	32.1	23.1	19.7	17.6	17.6
55°	2850.4	1396.9	87.8	80.2	57.0	37.0	24.5	17.6	14.5	13.5	13.5
57.5°	3071.8	1491.2	76.7	68.8	45.6	30.1	18.7	13.1	10.7	10.0	10.0
60°	3359.0	1606.6	66.0	56.0	35.9	22.8	13.8	9.3	7.9	7.6	7.6
62.5°	3674.7	1674.3	56.3	44.9	28.0	16.9	10.0	6.2	5.9	5.9	5.5
65°	3867.9	1578.6	47.3	35.9	21.8	12.8	6.6	4.5	5.2	4.8	4.1
67.5°	3621.5	1235.9	38.7	28.0	16.9	9.7	4.1	3.1	5.5	4.5	3.5
70°	2998.6	865.1	30.1	19.7	13.5	8.3	2.8	2.1	5.9	4.5	2.8
72.5°	2244.0	579.1	23.8	13.1	10.0	7.3	2.4	1.0	5.2	3.8	2.4
75°	1226.2	233.2	19.0	8.3	6.2	5.2	1.7	0.7	3.5	2.8	1.7
77.5°	322.7	61.5	13.8	5.5	3.5	2.1	1.0	0.3	1.7	1.4	0.7
80°	82.2	23.8	9.0	3.8	2.4	1.0	0.0	0.0	0.3	0.0	0.0
82.5°	43.9	10.0	5.5	2.8	1.4	0.0	0.0	0.0	0.0	0.0	0.0
85°	33.2	6.6	3.1	1.7	0.3	0.0	0.0	0.0	0.0	0.0	0.0
87.5°	12.8	2.1	1.0	0.0	0.0	0.0	0.0	0.0	0.0	0.0	0.0
90°	0.0	0.0	0.0	0.0	0.0	0.0	0.0	0.0	0.0	0.0	0.0

Signify Classified - Internal
Cooper Lighting Solutions Photometric Lab
1121 Highway 74 South
Peachtree City, GA 30269

Scaled Data Report



Report Generated By 670245982

Signify Classified - Internal
Cooper Lighting Solutions Photometric Lab
1121 Highway 74 South
Peachtree City, GA 30269

Scaled Data Report



Signify Classified - Internal
Cooper Lighting Solutions Photometric Lab
1121 Highway 74 South
Peachtree City, GA 30269

Scaled Data Report



Signify Classified - Internal
Cooper Lighting Solutions Photometric Lab
1121 Highway 74 South
Peachtree City, GA 30269

Scaled Data Report





--- HS — SS

Signify Classified - Internal
Cooper Lighting Solutions Photometric Lab
1121 Highway 74 South
Peachtree City, GA 30269

Scaled Data Report



u

Signify Classified - Internal
Cooper Lighting Solutions Photometric Lab
1121 Highway 74 South
Peachtree City, GA 30269

Scaled Data Report



Signify Classified - Internal
Cooper Lighting Solutions Photometric Lab
1121 Highway 74 South
Peachtree City, GA 30269

Scaled Data Report



(END OF REPORT)